


FLOOR ANGLE GUIDE

Description

Floor angles provide continuous, uninterrupted protection low to the ground. They act as a barrier to prevent narrow-aisle fork trucks, lifts and order pickers from damaging storage racks which in turn keeps assets undamaged and intact.

The angle is made of 5"x3"x1/4" thick structural steel and is powder coated with safety yellow for maximum visibility. It is manufactured in various standard sizes and can be customized to meet necessary requirements. The lengths vary and are found in the following lengths 12", 24", 36", 42", 48", 60", 96", 120" and 240", custom lengths are available according to specified requirements. The angles are punched with 3/4" diameter holes for floor anchors and the number of holes vary depending on the length of the angle. Each punched hole is evenly spaced and are bolted to the concrete floor using 5/8"Ø x 1/2" wedge bolt anchors.




42" FLOOR ANGLE

PRODUCT INFORMATION

Specifications

SPECIFICATIONS

Size	L5 x 3 x 1/4"
Lengths	12", 24", 36", 42", 48", 60", 96", 120", 240"
Width	3"
Height	5"
Thickness	1/4"
Finish	Powder Coated Safety Yellow
Requires	5/8" Ø x 4 1/2" (Sold Separately)



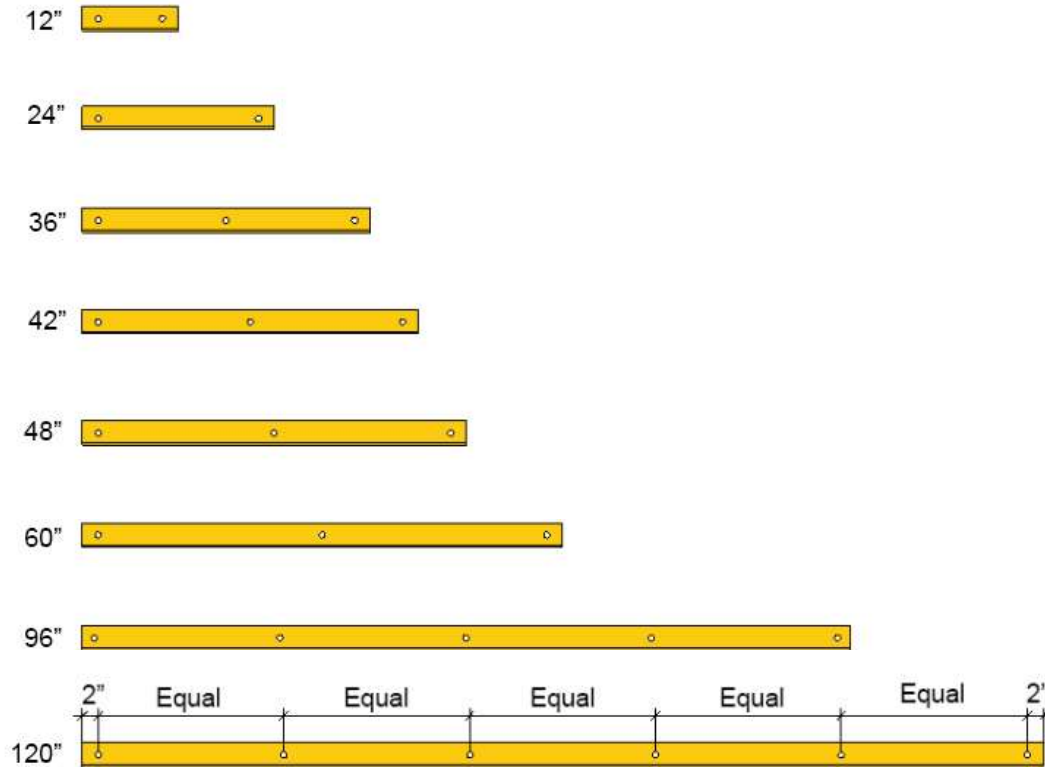
Safety Yellow

SIZES

Please consult the table below for a complete list of dimensions.

ITEM DESCRIPTION	LENGTH	# OF PUNCHED HOLES	ITEM #
Floor Angle Guide	12"	2	RPFAG12
Floor Angle Guide	24"	2	RPFAG24
Floor Angle Guide	36"	3	RPFAG36
Floor Angle Guide	42"	3	RPFAG42
Floor Angle Guide	48"	3	RPFAG48
Floor Angle Guide	60"	3	RPFAG60
Floor Angle Guide	96"	5	RPFAG96
Floor Angle Guide	120"	6	RPFAG120

**Custom Sizes Available*



DETAILS

PROFILE VIEW
L5" x 3" x 1/4"

